



MAZDA CX-60

We believe in the power of human potential;
creativity, imagination and the amazing things
we're all capable of when we're inspired.

We believe in taking the unconventional road
and going the extra mile to do work that inspires.

We believe in artisans, designers, engineers and
ambassadors who pour human energy into their work.

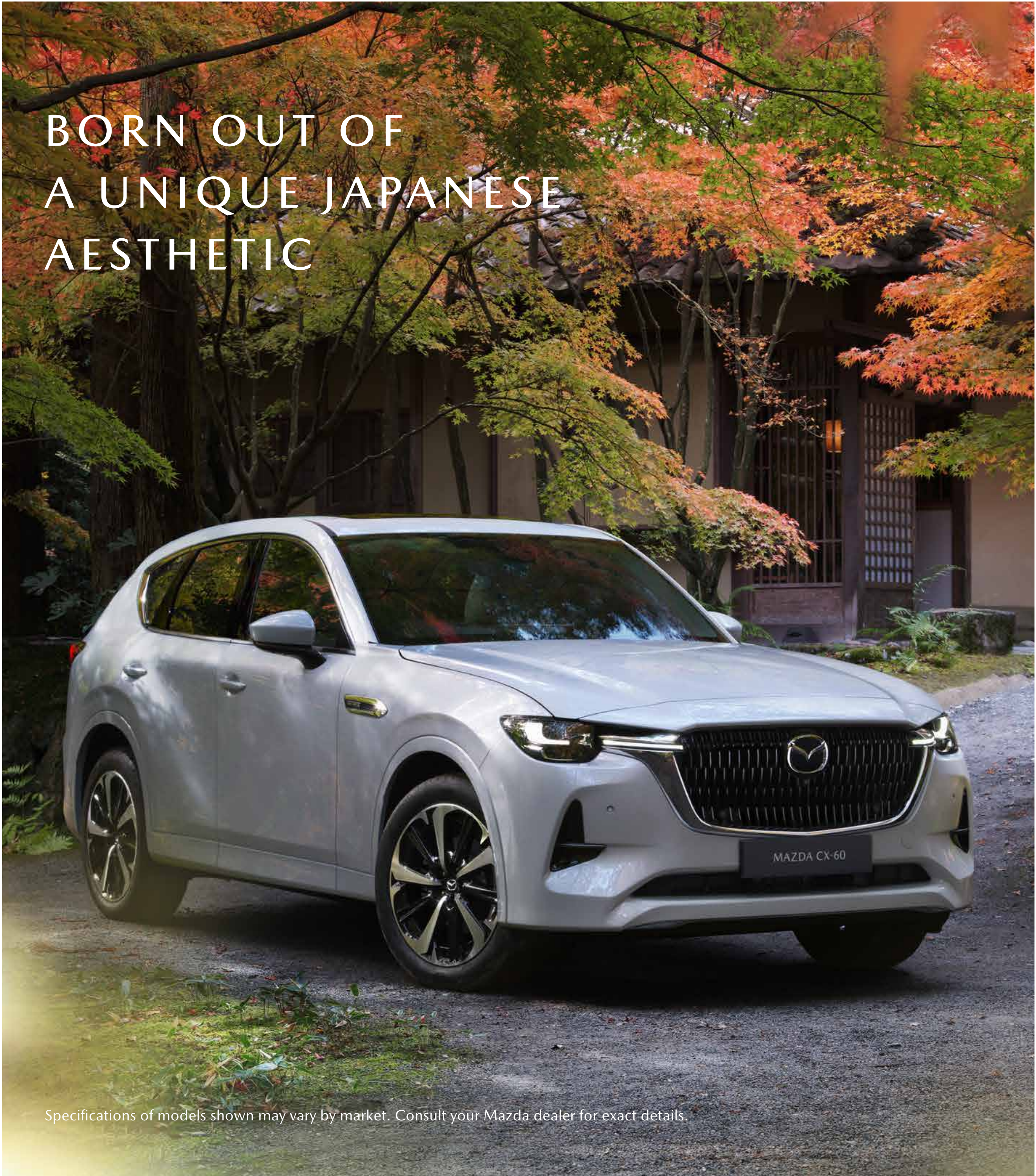
We believe in the power of cars to move human emotions.
To awaken senses, heighten reflexes, make pulses race.

We believe the joy of being alive comes from what we
discover on our journey, and the inspiration we find in
every mile.

MAZDA MAKES YOU FEEL ALIVE



Specifications of models shown may vary by market. Consult your Mazda dealer for exact details.



Specifications of models shown may vary by market. Consult your Mazda dealer for exact details.



Specifications of models shown may vary by market. Consult your Mazda dealer for exact details.



ENERGIZES
AND INSPIRES
CONFIDENCES

Specifications of models shown may vary by market. Consult your Mazda dealer for exact details.



LESS IS MORE


Specifications of models shown may vary by market. Consult your Mazda dealer for exact details.

BUILT TO RESPOND

*“With feeling completely at one with the car,
as if it’s an extension of you.”*



Image shown is for illustration purposes only.




ALL-NEW SCALABLE PLATFORM WITH LONGITUDINAL ENGINE

Mazda is a name that means driving pleasure. Feeling at one with the car, as if it's an extension of you, what we call Jinba-ittai. You'll find this hallmark feeling in the Mazda CX-60, engineered for exhilarating yet eco-friendly response with its in-line six-cylinder engine and front-engine rear-wheel-drive layout, marking the debut of the longitudinal SKYACTIV Multi-Solution Scalable Architecture platform. This all-new platform is designed for four- and six-cylinder longitudinal engines of any capacity, along with electrification technologies like the M Hybrid mild hybrid system. Guided by the SKYACTIV-Vehicle Architecture concept, the Mazda CX-60 is designed to work with the body's natural balance, so you stay relaxed and in control. Carefully crafted seats support your pelvis and posture, enhancing your sense of unity with the vehicle.

BALANCE OF POWER


*“Enjoy a superior combination of high output
and high efficiency.”*



Specifications of models shown may vary by market. Consult your Mazda dealer for exact details.



e-SKYACTIV G



8-SPEED AT

WITHOUT TORQUE CONVERTER

Mazda CX-60 offers an all-new selection of SKYACTIV powertrains, all built on SKYACTIV Technology to ensure high output and high efficiency. The newly developed e-SKYACTIV G 3.3-litre turbocharged in-line six-cylinder engine, created under a 'right-sizing' concept to optimize displacement for fuel and power efficiency. Its simplified structure makes it as light as a four-cylinder, improving space utility and handling. Paired with M Hybrid Boost (MHEV48), this mild hybrid system captures deceleration energy to power a motor that assists during pull-away, acceleration, and light-load driving where combustion engines are least efficient. Another option is the 2.5-litre in-line four-cylinder petrol SKYACTIV-G engine, offering strong response and excellent fuel economy, even during quick acceleration. All engines are matched with an eight-speed automatic transmission with a clutch instead of a torque converter, delivering direct torque transfer and fast, manual-like shifting, true to Mazda's Jinba-ittai philosophy.

POISED TO PERFORM

“Enjoy a superior combination of high output and high efficiency.”



Specifications of models shown may vary by market. Consult your Mazda dealer for exact details.



i-ACTIV AWD

Mazda CX-60's longitudinal layout enables i-ACTIV AWD to deliver rear-wheel drive handling with all-wheel drive stability. Power is sent mainly to the rear wheels, with automatic distribution to others when needed for confident handling and traction. In hybrids, it also optimizes regenerative braking. Mi-Drive offers Normal, Sport, and Off-Road modes to match various driving

KINEMATIC POSTURE CONTROL (KPC)

Mazda CX-60 features a double-wishbone front and multi-link rear suspension, enhanced by Kinematic Posture Control (KPC) to reduce body roll and improve stability. KPC applies brake force to the inside rear wheel during turns and monitors rear wheel speed in real time to maintain linear movement and balanced posture, especially in tight corners and on rough roads, providing a smooth and confident ride.

Mi-Drive specifications (selectable modes) may vary by market. Consult your Mazda dealer for exact details.

ALL ABOUT YOU

“Drive in perfect alignment with enhanced visibility and control.”



Specifications of models shown may vary by market. Consult your Mazda dealer for exact details.



DRIVING POSITION

Sit upright, extend your legs, and the pedals align naturally. Mazda's ideal driving position starts here. Mazda CX-60 builds on this with human-centric cockpit features and an optimum pedal design. The Driver Personalization System adjusts seat, wheel, display, and mirrors based on driver height and eye position, storing over 250 settings for up to six drivers using facial recognition. Entry and exit are made easier with automatic seat and wheel movement.

HUMAN-MACHINE INTERFACE (HMI)

Enhanced visibility and at-a-glance readability is what Mazda CX-60's new HMI offers. The 12.3-inch TFT LCD meter cluster and centre display provide greater contrast and better legibility. Essential vehicle information appears in the meter cluster, while the Active Driving Display projects key updates onto the windscreen near your line of sight. Entertainment and convenience information is shown on the high-mounted centre display.

Image shown is for illustration purposes only.

THE SOUND OF SATISFACTION

“A supremely quiet cabin is the essential backdrop to top quality in-car audio.”





ADVANCED ACOUSTIC ENVIRONMENT

Mazda CX-60's rigid body structure suppresses unwanted noise and vibration through extensive insulation and NVH measures. Building on this, Mazda Harmonic Acoustics delivers a breathtaking audio experience. Innovative cabin design allows large 4.8-litre woofer enclosures in the front side cowls to produce deeper bass and greater dynamic range. The exclusive amplifier uses multiple audiophile technologies for detailed, high-quality sound with more musical nuance. Debuting in a car audio system, Master Sound Revive Noise Reduction (MSR NR) reduces low-level noise to deliver sound closer to the artist's intention. Mazda CX-60 ensures outstanding listening pleasure for every seat, with an available Bose® twelve-speaker premium sound system in addition to the standard eight-speaker setup.

CENTRED ON SAFETY

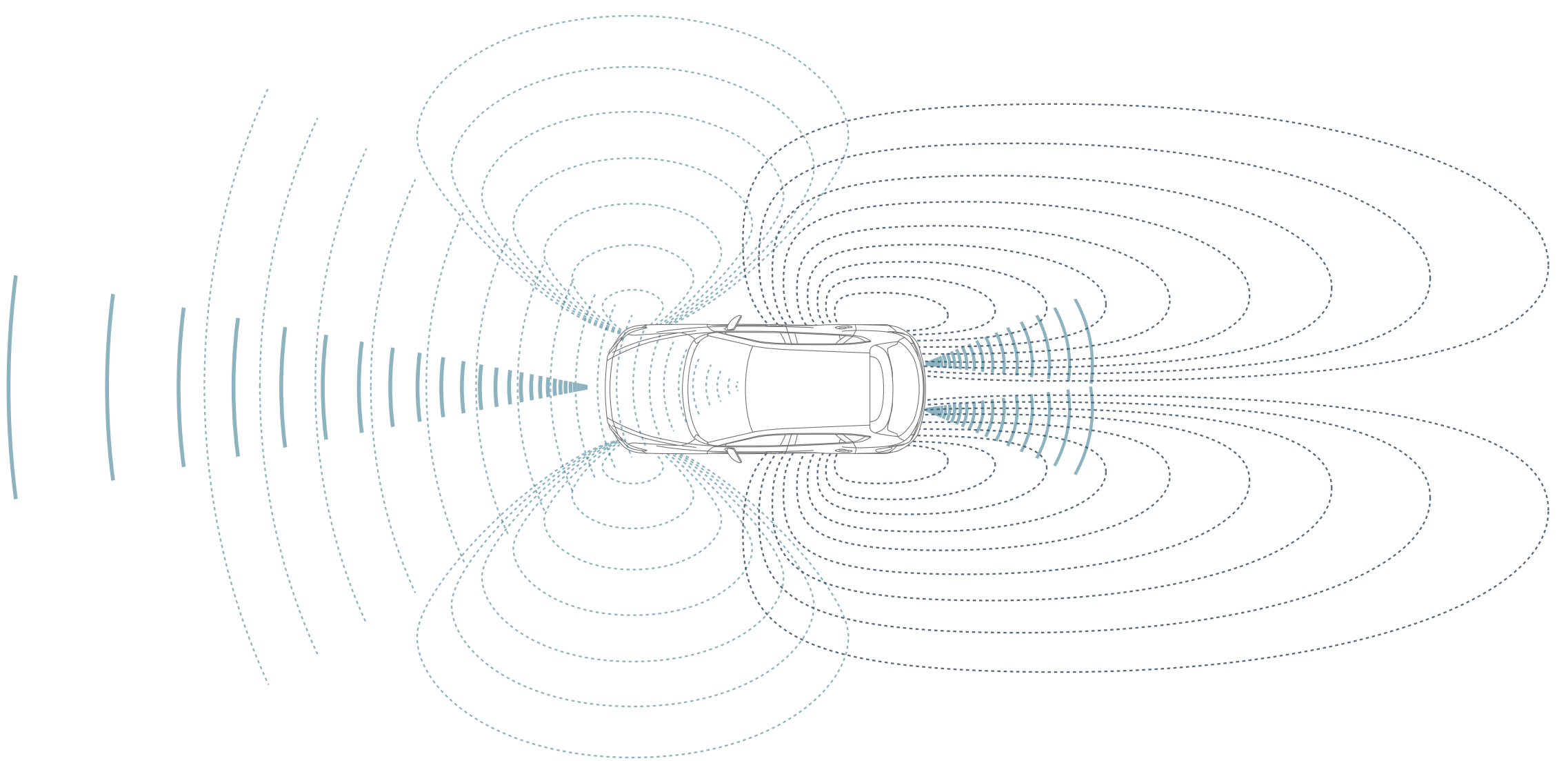
“The peace of mind that comes with feeling safe, secure and in control.”



Specifications of models shown may vary by market. Consult your Mazda dealer for exact details.

MAZDA PROACTIVE SAFETY

True driving pleasure requires more than just vehicle response and performance. It also demands the peace of mind that comes with feeling safe, secure and in control. In line with our human-centred design philosophy, Mazda Proactive Safety is engineered around you, the driver, to support you in anticipating and assessing your driving environment moment by moment, helping you to recognize and avoid danger beforehand rather than react after a hazardous situation has developed. i-ACTIVSENSE with its full spectrum of remote sensing devices provides continuous 360° monitoring around the vehicle and alerts you to potential threats. And when necessary, its advanced autonomous control/brake systems assist in staying out of harm's way.



Note: i-Activsense supports safe driving, but it has limitations and doesn't replace the need for careful attention. The availability of safety features and equipment may vary by market. Consult your Mazda dealer for exact details.



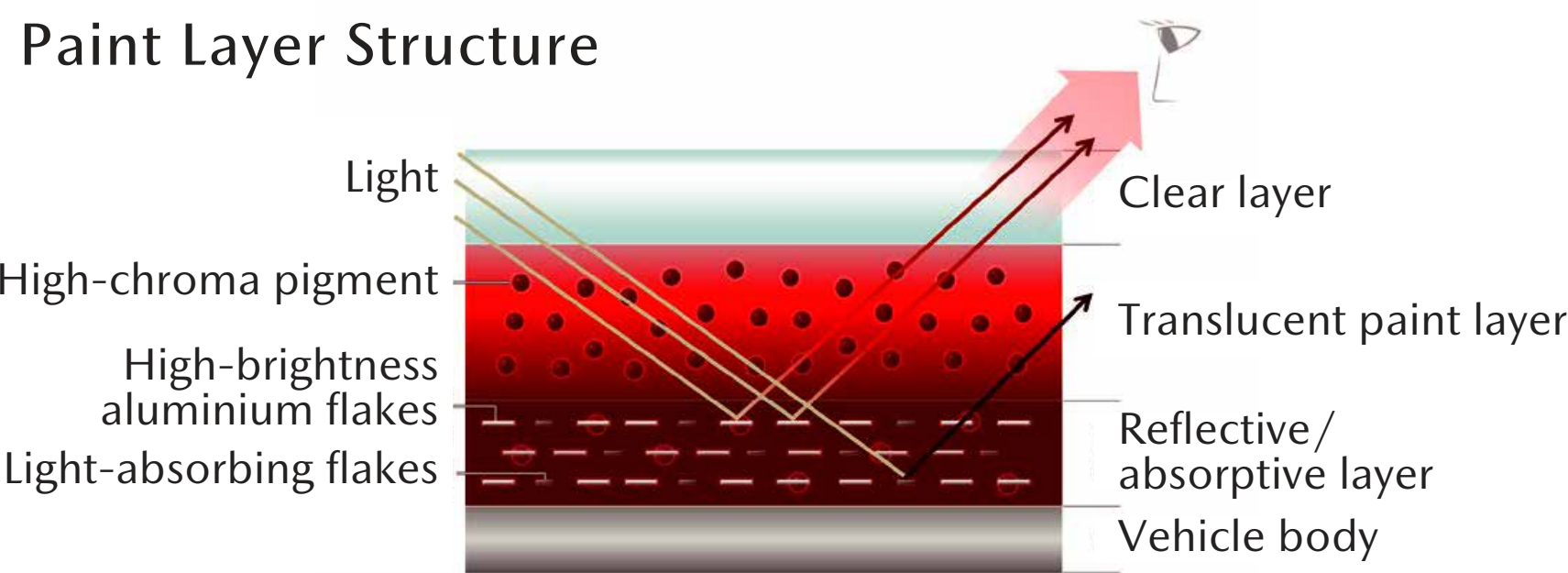
BODY COLOURS & SEAT MATERIALS

“Where precision meets artistry.”

Specifications of models shown may vary by market. Consult your Mazda dealer for exact details.

BODY COLOURS

Paint Layer Structure



TAKUMI-NURI

Mazda’s unique painting technology Takumi-nuri (takumi: artisan, nuri: painting), with its unprecedented combination of colour, highlights, shade, and depth, further emphasizes the sheer beauty and quality of the dynamic body shape.



Soul Red Crystal Metallic
(46V)



Machine Grey Metallic
(46G)



Deep Crystal Blue Mica
(42M)



Platinum Quartz Metallic
(47S)*



Rhodium White Metallic
(51K)



Sonic Silver Metallic
(45P)



Zircon Sand Metallic
(48T)



Jet Black Mica
(41W)

Notes:

- The images in this catalogue may vary from the actual vehicle depending on the photography and printing conditions.
- Availability of exterior and interior colours varies according to region. Please consult your Mazda dealer for exact information.

SEAT MATERIALS



KURO
Nappa Leather, Tan



ELITE
Nappa Leather, Pure White



PRO
Leather, Black



SPORT
Leather, Black

- Notes:
- The images in this catalogue may vary from the actual vehicle depending on the photography and printing conditions.
 - Availability of exterior and interior colours varies according to region. Please consult your Mazda dealer for exact information.

EQUIPMENT



The large panoramic sunroof provides an expansive top view and brings light to the entire cabin, delivering an open, airy feel to passengers in both the front and rear, creating an experience of 'Celebrate Driving.' A roof bow between the B-pillars helps reduce vehicle weight while also enhancing side-collision safety. The panoramic roof also includes an electronic front-to-back slide and tilt mechanism located in front of this roof bow.



Jointly developed with Bose®, Mazda CX-60's audio system features 12 speakers for powerful, clearly defined sound. The unique Centerpoint2 surround system delivers a superbly focused, three dimensional sonic image even from stereo sources, while AUDIOPILOT monitors ambient noise levels and automatically adjusts audio volume.



The centre console tray includes a Qi wireless charger to enable charging of compatible smartphones and other devices placed on it when the engine is running.

*Warning: Radio waves emitted by the wireless charger may affect implantable medical devices such as cardiac pacemakers and cardioverter defibrillators.

Notes:

- Availability of equipment/features varies according to country and model grade. Please consult your Mazda dealer for exact information.
- Details and specifications of exterior and interior designs of products shown in this catalogue vary by country and model grade. Please consult your Mazda dealer for exact information.

EQUIPMENT



The front-seat ventilation system draws hot and humid air away from areas where the body is in contact with the seat surface for greater comfort. Perforations are widely and evenly distributed across the seatback and cushion for maximum efficiency, and the system offers three-stage control.



Ventilation outlets with louvres at the back of the large front centre console provide independently adjustable airflow to passengers in the rear.



With the advanced key in your pocket or bag, a quick kick beneath the sensor located under the rear bumper lets you open and close the power liftgate, a convenient feature when your hands are full or when you don't want to touch the car because it is wet or muddy.

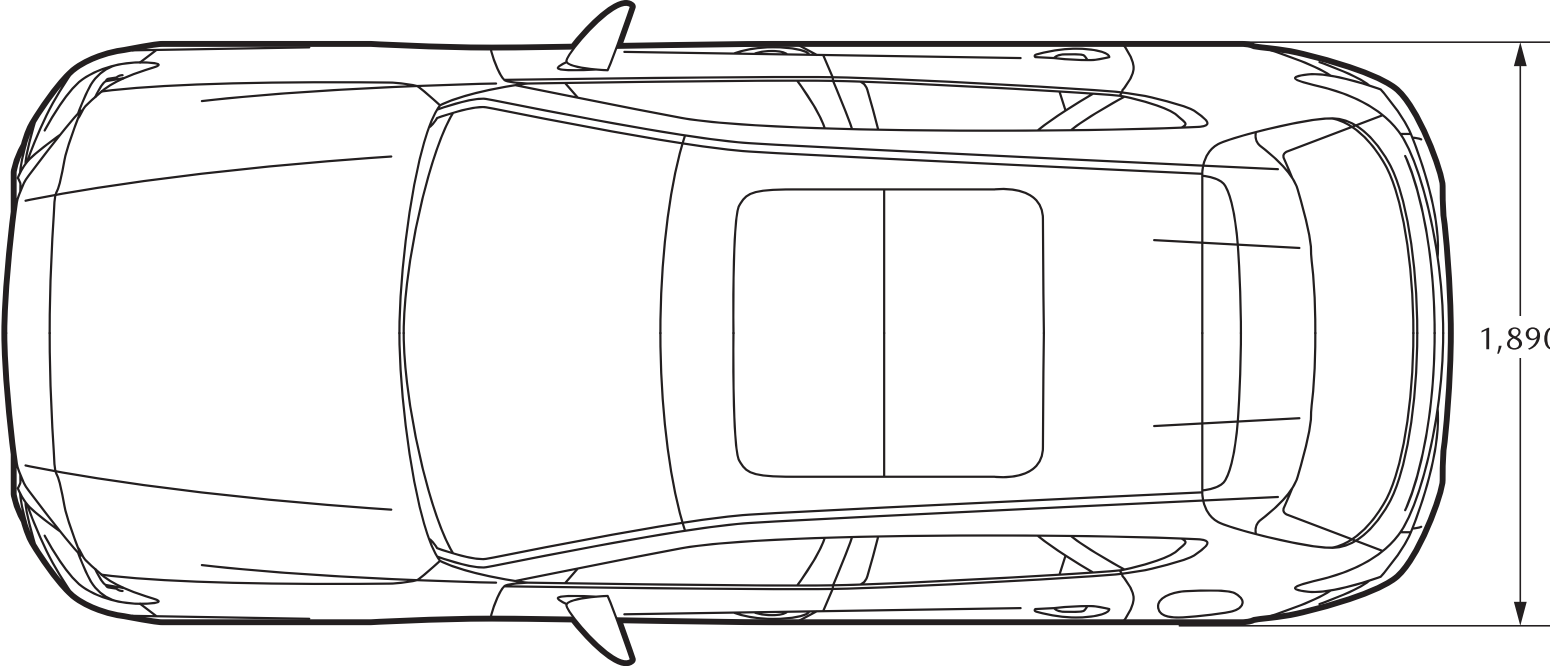

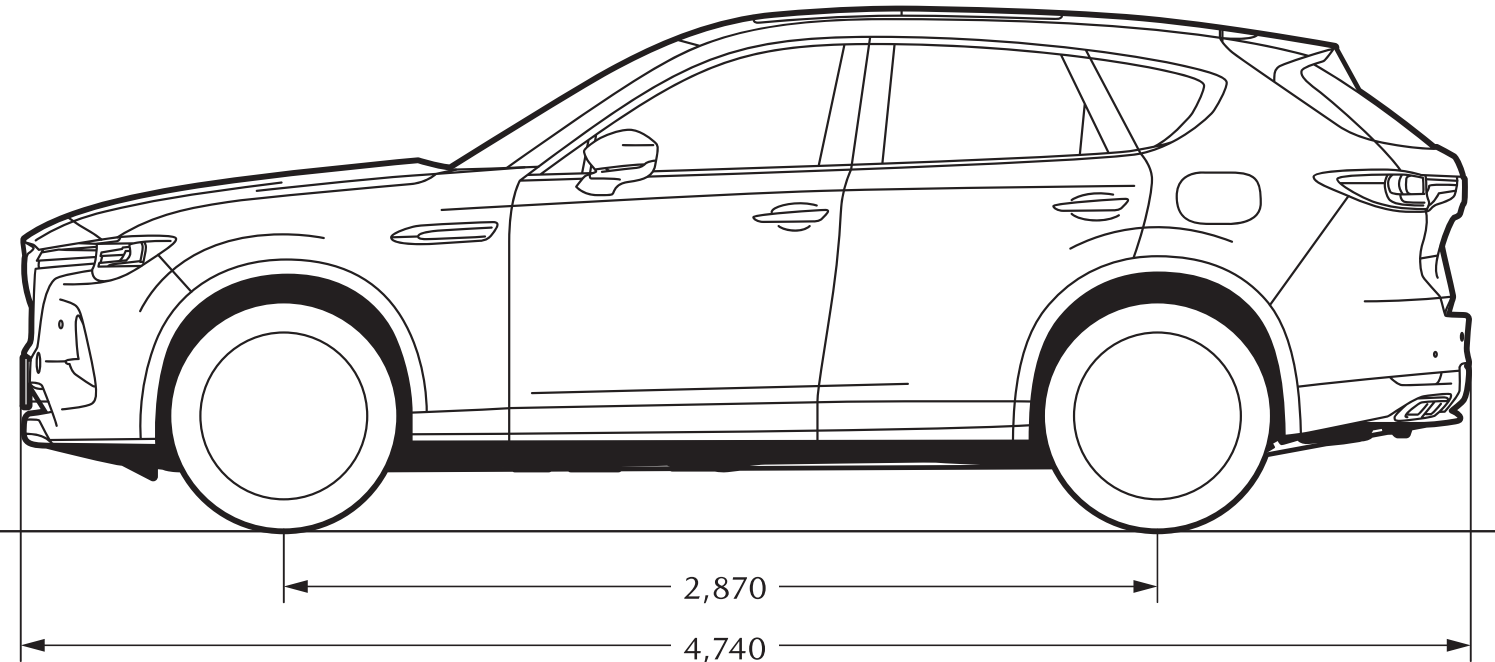
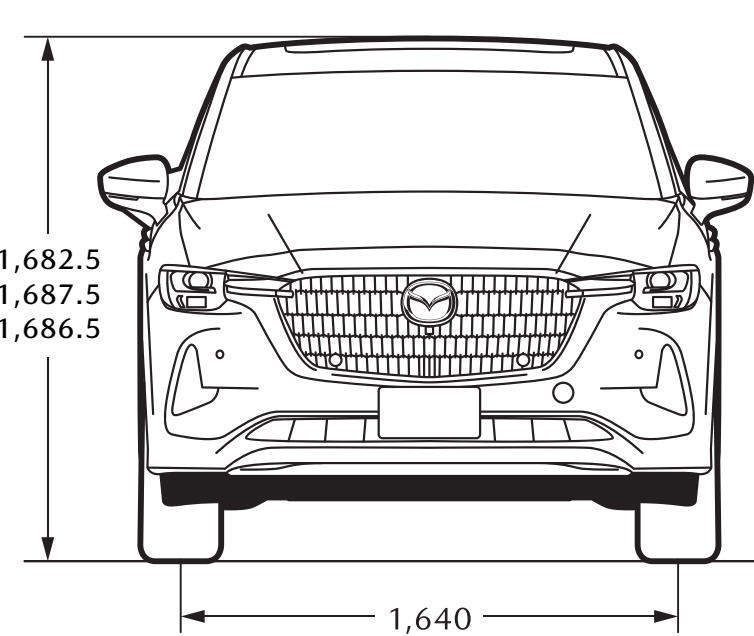
Notes:

- Availability of equipment/features varies according to country and model grade. Please consult your Mazda dealer for exact information.
- Details and specifications of exterior and interior designs of products shown in this catalogue vary by country and model grade. Please consult your Mazda dealer for exact information.

MAZDA CX-60

SPECIFICATIONS

| Edition | | SPORT | | PRO | ELITE | KURO |
|--|-----------|---------|-------|--------|---------|---------|
| DIMENSIONS & WEIGHTS | | | | | | |
| Overall length (w/o number-plate holder) | | mm | 4,740 | | | |
| Overall width | | mm | 1,890 | | | |
| Overall height (w/o shark fin antenna) | | Unladen | mm | 1682.5 | 1,687.5 | 1,686.5 |
| Wheelbase | | | mm | 2,870 | | |
| Tread | Front | | mm | 1,640 | | |
| | Rear | | mm | 1,645 | | |
| Headroom | Front row | | mm | 991 | | |
| | 2nd row | | mm | 960 | | |
| Shoulder room | Front | | mm | 1,504 | | |
| | 2nd row | | mm | 1,441 | | |
| Leg room | Front | | mm | 1,058 | | |
| | 2nd row | | mm | 990 | | |
| Ground clearance (Unladen) | | | mm | 173.8 | 178.8 | 177.7 |
| Minimum turning radius | | | m | 5.4 | | |
| Vehicle curb weight | | | kg | 1,744 | 1,823 | 1,957 |



Unit: mm

MAZDA CX-60

SPECIFICATIONS

| Edition | | | SPORT | PRO | ELITE | KURO |
|-----------------------|---------|-----|------------------------------------|-------------------|--|------|
| ENGINE | | | SKYACTIV-G 2.5 | | e-SKYACTIV-G 3.3T | |
| Type | | | In-line, 4-cylinder DOHC, 16-valve | | In-line, 6-cylinder DOHC, 24-valve, turbocharged | |
| Displacement | | | cc | 2,488 | 3,283 | |
| Bore x stroke | | | mm | 89.0 x 100.0 | 86 x 94.2 | |
| Compression ratio | | | | 13.0 : 1 | 12.0 : 1 | |
| Maximum output | | EEC | kW (ps)/rpm | 138 (188) / 6,000 | 209 (284) / 5,000 - 6,000 | |
| Maximum torque | | EEC | Nm/rpm | 250 / 3,000 | 450 / 2,000-3,500 | |
| Recommended fuel type | | | Unleaded 92RON | | | |
| Fuel tank capacity | | | L | 58 | | |
| MOTOR | | | | | | |
| Maximum power output | | EEC | kW (ps)/rpm | - | 12.4 (17) /900 | |
| Maximum torque | | EEC | Nm/rpm | - | 153/200 | |
| DRIVETRAIN | | | RWD | AWD | | |
| Transmission type | | | 8-speed automatic | | | |
| Gear ratios | 1st | | 5,258 | | | |
| | 2nd | | 3,303 | | | |
| | 3rd | | 2,129 | | | |
| | 4th | | 1,705 | | | |
| | 5th | | 1,300 | | | |
| | 6th | | 1,000 | | | |
| | 7th | | 0,822 | | | |
| | 8th | | 0,628 | | | |
| | Reverse | | 4,034 | | | |
| Final gear ratio | | | 4,181 | | 3,692 | |
| STEERING | | | | | | |
| Type | | | Rack and pinion | | | |
| Power steering type | | | Electric Power-Assisted Steering | | | |
| SUSPENSION | | | | | | |
| Type | Front | | Double wishbone | | | |
| | Rear | | Multi-link | | | |
| BRAKES | | | | | | |
| Type | Front | | Ventilated discs | | | |
| | Rear | | Ventilated discs | | | |
| Diameter | Front | | mm | 328 | 347 | |
| | Rear | | mm | 328 | | |
| TYRES & WHEELS | | | | | | |
| Tyre size | | | 235/50 R20 | | | |
| Wheel size | | | 20 x 7-1/2J | | | |

Specifications described may vary by market. Consult your Mazda dealer for exact details.

MAZDA CX-60

EQUIPMENT

| Edition | | SPORT | PRO | ELITE | KURO |
|---|---|---------------|----------|-------|------------------|
| MECHANICAL | | | | | |
| Idling stop system (i-stop) | | ● | | | |
| Kinematic Posture Control (KPC) | | ● | | | |
| i-ACTIV AWD | | - | ● | | |
| M Hybrid Boost system | | - | | ● | |
| Mazda Intelligent Drive Select (Mi-Drive) | | ● | | | |
| Hill descent control (HDC) | | - | ● | | |
| EXTERIOR | | | | | |
| Tyres & wheels | 235/60 R18 with gray metallic wheels | ● | - | | |
| | 235/50 R20 with silver metallic wheels | - | ● | - | |
| | 235/50 R20 with black metallick machined wheels | - | | ● | - |
| | 235/50 R20 with black metallic wheels | - | | | ● |
| Front wipers | Intermittent, timing adjustable, with rain sensor | ● | | | |
| Headlamps | LED with Daytime running lamp | ● | | | |
| | Auto on/off | ● | | | |
| | Auto levelling | ● | | | |
| Rear combination lamp | Combination signature illumination | ● | | | |
| Outer mirrors | Electric adjustment with auto fold | ● | | | |
| | LED turning lamp | ● | | | |
| | Auto-dimming | - | ● | | |
| | Memory function | ● | | | |
| | Body color | ● | | | - |
| | Gloss black | - | | | ● |
| Radiator grille | Bar type | ● | | | - |
| | Honeycomb type | - | | | ● |
| Power liftgate | with hands-free function | ● | | | |
| Power sliding panoramic sunroof | | ● | | | |
| INTERIOR | | | | | |
| Audio system | Mazda connect, 12.3-inch wide TFT color display | ● | | | |
| | Commander control | ● | | | |
| | BOSE sound system 12-speakers | ● | | | |
| | Smartphone integration | ● | | | |
| Navigation system | | - | ● | | |
| Steering wheel | Leather, audio & bluetooth control switches | Black leather | | | Two-tone leather |
| | Tilt and Telescopic adjustment | Manual | Electric | | |
| Meter set | 12.3-inch full LCD display | ● | | | |
| Active driving display (ADD) | On windscreen | ● | | | |
| Front auto climatic control A/C | Dual-zone | ● | | | |
| Rear ventilation cooler | | ● | | | |
| Power windows | One-touch down and up | ● | | | |
| Seat upholstery | Black leather | ● | - | | |
| | White nappa leather | - | ● | - | |
| | Tan nappa leather with quilting | - | | | ● |
| Front seats | Driver: 10-way Power adjustment with memory Front passenger: 6-way Power adjustment | ● | - | | |
| | Driver: 10-way Power seat adjustment memory Front passenger: 10-way Power adjustment | - | ● | | |
| | Driver's personalization system with easy entry | - | ● | | |
| | Seat ventilation | - | ● | | |
| Qi wireless charger | | ● | | | |
| Cargo net | | ● | | | |
| Electric parking brake (EPB) | with Auto hold | ● | | | |
| Inner mirror (frameless) | Auto dimming | ● | | | |

Specifications described may vary by market. Consult your Mazda dealer for exact details.

MAZDA CX-60

EQUIPMENT

| Edition | | SPORT | PRO | ELITE | KURO |
|---|--------------------|-------|-----|-------|------|
| SAFETY - ACTIVE Standard | | | | | |
| Antilock Brake system (ABS) with Electronic Brakeforce Distribution (EBD) and Brake Assist (BA) | | ● | | | |
| Dynamic Stability Control (DSC) and Traction Control System (TCS) | | ● | | | |
| Hill Launch Assist (HLA) | | ● | | | |
| Emergency Stop Signal (ESS) | | ● | | | |
| Front & rear parking sensors | | ● | | | |
| 360 ⁰ view monitor with see-through view | | ● | | | |
| SAFETY - PASSIVE Standard | | | | | |
| Airbags | Dual Front | ● | | | |
| | Curtain & side | ● | | | |
| | Knee (driver side) | ● | | | |
| High-mount stop lamp | | ● | | | |
| Side-impact door beams | | ● | | | |
| Collapsible steering shaft & injury-minimizing brake pedal | | ● | | | |
| Neck injury mitigation front seats | | ● | | | |
| Ring Structure unibody construction | SKYACTIV-BODY | ● | | | |
| SAFETY - i-ACTIVSENSE | | | | | |
| Adaptive LED headlamp (ALH) | | ● | | | |
| Smart brake support (SBS) & Forward obstruction warning (FOW) | | ● | | | |
| Mazda radar cruise control (MRCC) | | ● | | | |
| Lane departure warning system (LDWS) | | ● | | | |
| Lane keep assist system (LAS) | | ● | | | |
| Front Cross Traffic Alert (FCTA) | | - | ● | | |
| Driver monitor | | - | ● | | |
| Blind spot monitoring (BSM) | | ● | | | |
| Rear cross-traffic alert (RCTA) | | ● | | | |
| Traffic Jam Assist (TJA) | | ● | | | |
| SECURITY | | | | | |
| Power door locks with Auto door lock system | | ● | | | |
| Immobilizer & burglar alarm | | ● | | | |

Specifications described may vary by market. Consult your Mazda dealer for exact details.



We believe that a vehicle has something more than just a mode of transportation or a lump of metal. Therefore, we continuously push ourselves in developing SKYACTIV's superior technology and KODO design to achieve this. This is marked by the essence of being one with the car typical of Mazda's Jinba-Ittai.

MYMAZDA WARRANTY & MYMAZDA SERVICE

- Increase driving confidence.
- All Mazda models come with a 5 years or 150,000 km vehicle warranty, whichever comes first, starting from the date of car delivery.
- Mazda ICE models come with a 3 years or 60,000 km service and spare parts package, whichever comes first, starting from the date of car delivery.
- Mazda MHEV models come with a 3 years or 60,000 km service and spare parts special package, whichever comes first, starting from the date of car delivery.
- Guarantee of Mazda genuine parts.
- The Emergency Road Assistance (ERA) coverage in the JABODETABEK area is limited to 30 km from the incident location to the nearest authorized dealer. Any assistance required beyond this distance will incur additional costs, which will be the responsibility of the customer.
- The Mazda Owners Club (MOC) card offers special programs hosted by PT Eurokars Motor Indonesia.

ICE: Internal Combustion Engine | MHEV: Mild Hybrid Electric Vehicle



DISCOVER MORE

