



MAZDA MX-30

We believe in the power of human potential;
creativity, imagination and the amazing things
we're all capable of when we're inspired.

We believe in taking the unconventional road
and going the extra mile to do work that inspires.

We believe in artisans, designers, engineers and ambassadors
who pour human energy into their work.

We believe in the power of cars to move human emotions.
To awaken senses, heighten reflexes, make pulses race.

We believe the joy of being alive comes from
what we discover on our journey,
and the inspiration we find in every mile.

MAZDA MAKES YOU FEEL ALIVE.









TO
A
NEW
WAY
OF
LIFE



ELECTRIFYING MAZDA:
GETTING THINGS JUST RIGHT

e-SKYACTIV EV



To assure an enduring, sustainable relationship between people, cars and our home the earth, we prioritize environmental concerns at every stage of our vehicles' lifecycles. Developed in line with this overarching Multi-Solution Strategy, MX-30 is our first electric vehicle (EV) and is the standard-bearer of e-Skyactiv EV. This proprietary Mazda technology is a major component of the e-Skyactiv range, the collective name for our vehicle electrification activities. Building on the latest Skyactiv Technology concepts, MX-30 combines an electric powertrain consisting of a lithium-ion battery and electric motor, with Mazda's unique human-centric design and engineering to deliver a driving feel that fully realizes the *Jinba-ittai* ideal of being completely at one with the vehicle. And since drivers use changes in engine sounds as indicators of vehicle speed, we even added subtle audio feedback to our electric drivetrain for an intuitive, effortless and rewarding drive.

MX-30's e-Skyactiv EV system features a compact, lightweight 35.5 kWh battery mounted under the floor that provides a range of approximately 200 km (WLTP Combined), more than enough for the vast majority of daily use. If necessary while on the road, you can charge from 20% to 80% in around as little as 25 minutes* from a Fast DC charger – just time for a leisurely cup of coffee – and at home you can do an overnight charge from a Normal AC outlet, so you're fully charged and ready to go every



morning. By carefully matching the battery to your everyday driving needs, we are able to reduce CO₂ emissions over the entire lifecycle of the vehicle, from resource extraction to disposal at the end of its service life, further shrinking MX-30's compact environmental footprint. And rightsizing the battery has yet one further advantage: more space is available in the cabin to enhance the airy feeling of openness. In line with our human-centric design that requires every detail be considered in light of comfort, convenience and ease of use, the ports for Normal (AC) and Fast (DC) charging are located high on the right rear fender offering easy access from a natural, upright posture.

*Charging times to go from 20% of SOC (State of Charge) to 80% are calculated based on the maximum electric power the vehicle can accept (outside temperature: 25°C and battery temperature: 25°C). Actual charging times depend on conditions such as the charging unit voltage, the amount of battery remaining, and ambient temperature.



SKYACTIV- VEHICLE ARCHITECTURE

ENGINEERED AROUND YOU

Skyactiv-Vehicle Architecture is the concrete, engineering expression of our human-centric design philosophy. It's a whole-vehicle approach to helping both driver and passengers maintain a comfortably 'at home' feeling in a moving environment. It starts from the human body's inherent ability to naturally and easily sustain balance while subject to motion in three dimensions.

The obvious place to begin was with the seats: the overriding design imperative was to hold the pelvis at the correct angle while maintaining the spine's natural S-shaped curve in order to minimize and stabilize movement of the head.

The suspension was optimized to soak up imperfections in the road and insulate passengers from unpleasant shocks, yet at the same time quickly and accurately transmit inputs from the driver and feedback from the road surface to deliver our trademark linear driving response.

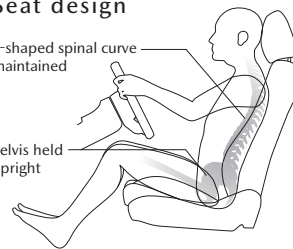
In technical terms, the body structure features a straight basic frame with multi-directional vertical, horizontal and lateral ring structures that increase rigidity, helping the tyres and dampers perform to their full potential. The battery pack itself is an integral part of the body's ring structure, connected to the body in 20 locations to greatly increase diagonal rigidity. And to enhance rigidity even further, straight crossmembers above and below the battery pack combine with a reinforced ring structure for the rear axle mounts.

In real-world terms, this means MX-30 delivers linear, near-instantaneous response but never loses sight of its human-centric primary objective: to give you and your passengers a supremely comfortable and rewarding ride.

Seat design

S-shaped spinal curve maintained

Pelvis held upright



A young girl with dark hair, wearing a bright yellow sweater and blue jeans, is sitting on a black car seat. The car's door is open, and she is looking out towards the right. The interior of the car is visible, including the seat and door panel. The background shows a blurred outdoor setting with greenery.

FREESTYLE DOOR

OPEN UP TO NEW EXPERIENCES

Mazda has always been about more than mobility: we believe owning a Mazda should be a standing invitation to new ways to experience and enjoy daily life. And not just from behind the wheel. MX-30's Freestyle Door is one example. The centre pillars are eliminated and replaced with reinforcements built into the doors to support rigidity and safety while creating a unique design offering a wide, unobstructed opening that blurs the division between inside and out, for a singularly unrestricted feeling of freedom and space.

Our human-centric design called for the doors to open wider, requiring custom-engineered hinges to provide opening angles of 82° at the front and 80° at the rear. In addition, the front seats are fitted with a walk-in mechanism that allows the

seatback to fold and the seat to slide forward at a single touch. This not only gives ease of entry and exit even for wheelchair users, it also makes loading and unloading luggage, child seats or pushchairs quick and convenient. Plus the rear doors can only be opened after the front doors to prevent young children in the rear exiting MX-30 unsupervised.

In total, every detail of the Freestyle Door's design, from the height and shape of the door opening to the form and location of the door grips was painstakingly examined and optimized to match human characteristics. The result is enhanced functionality and ease of operation that open up a wide range of new and creative uses for MX-30 that enrich everyday life.

EXTERIOR AND INTERIOR COLOURS

BODY COLOURS



Soul Red Crystal Metallic with Black Side Panels and Roof (49V)



Zircon Sand Metallic with Black Side Panels and Roof (49T)



Ceramic Metallic with Black Side Panels and Roof (52A)



Jet Black Mica with Silver Side Panels (49P)



Jet Black Mica (41W)



Ceramic Metallic (47A)



Polymetal Grey Metallic (47C)



Machine Grey Metallic (46G)



Arctic White (A4D)

SEAT MATERIALS



Leatherette, Black

EQUIPMENT



Headlamps include a DRL (Daytime Running Lights) function that automatically engages when the car is turned on. The bright white light emitted helps alert other road users to MX-30's presence even in broad daylight.



The room mirror has a light sensor to detect the headlamps of a following vehicle and automatically lower the mirror's reflectivity, reducing glare and its associated eyestrain. The frameless design also contributes to a cleaner look.



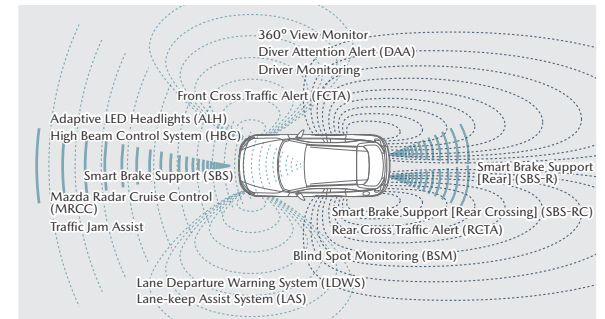
Jointly developed with Bose®, MX-30's audio system features 12 speakers for powerful, clearly defined sound. The unique Centerpoint2 surround system delivers a superbly focused, three-dimensional sonic image even from stereo sources, while AUDIOPILOT2 monitors ambient noise levels and automatically adjusts audio volume.



Cupholders are positioned in the deeply recessed area between the shifter panel and the centre armrest and feature cork-lined lids to allow non-slip placement of small items when the lids are closed. The space in the lower area at the front of the console offers yet more convenient storage. USB ports on the console further increase versatility.



The ten-way power driver's seat with fore/aft slide, recline, lumbar support, lift and tilt provides the optimum driving position for drivers of almost any size. The memory saves multiple seating positions (excluding lumbar support) along with the projection settings of the Active Driving Display and the angles of the door mirrors.



In addition to a host of passive safety measures, MX-30 features our advanced i-Activsense active safety features. This suite of cutting-edge technologies includes hazard alert functions to support recognition and avoidance of potential dangers as they develop, various driver aids to help maintain control in emergencies, and additional aids to help avoid or reduce the severity of collisions.

Notes: i-Activsense safety features are not a substitute for safe and attentive driving. There are limitations to the range and detection of the systems. Availability of safety equipment/features varies according to country and model grade. Please consult your local Mazda dealer for exact information.



MAZDA MX-30

MAJOR SPECIFICATIONS AND EQUIPMENT

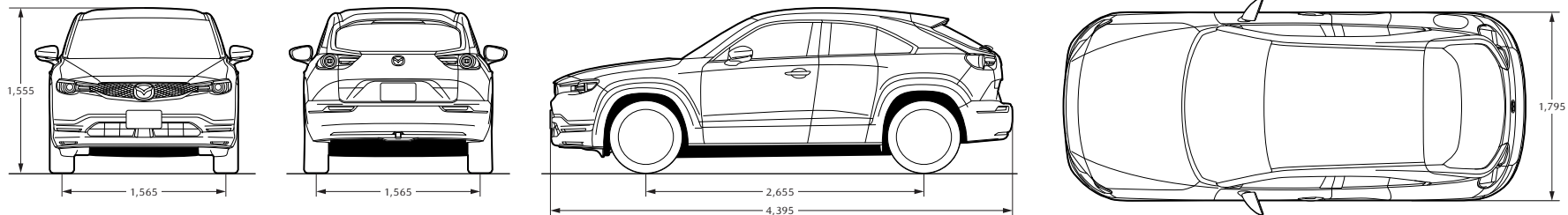
MAZDA MX-30

MAJOR SPECIFICATIONS AND EQUIPMENT

SPECIFICATIONS

		Mazda MX-30	
Drivetrain		FWD	
Motor		e-SKYACTIV EV	
Transmission		Single Speed - Automatic	
DIMENSIONS & WEIGHTS			
Overall length (w/o license-plate holder)	mm	4,395	
Overall width (with wheel arch molding)	mm	1,795	
Overall height (w/o shark fin antenna)	mm	1,555	
Wheelbase	mm	2,655	
Tread	Front	mm	1,565
	Rear	mm	1,565
Headroom	Front row	mm	977
	2nd row	mm	939
Shoulder room	Front	mm	1,412
	2nd row	mm	1,338
Leg room	Front	mm	1,058
	2nd row	mm	861
Ground clearance (Unladen)	mm	136	
Minimum turning radius	m	5.3	
Vehicle curb weight	kg	1,673	

DIMENSIONS Unit: mm



The details and specifications described are subject to change without notice and may vary according to locale. Please consult your local Mazda dealer for exact information.

MAZDA MX-30

SPECIFICATIONS

		Mazda MX-30
MOTOR & BATTERY		e-SKYACTIV EV
Electric motor type		AC Synchronous Motor
Maximum output	kW (ps)/rpm	107 (145) / 4,500 - 11,000
Maximum torque	Nm/rpm	270,9 / 0 - 3,243
Battery type		Lithium-ion
Battery capacity	kWh	35,5
Voltage	V	355
All Electric Range (AER)	km (WLTP)	200
DRIVETRAIN		
Transmission type		Single-speed automatic
Gear ratios		9,986
STEERING		
Type		Rack and pinion
Power steering type		Electric Power-Assisted Steering
SUSPENSION		
Type	Front	MacPherson strut
	Rear	Torsion Beam Axle
BRAKES		
Type	Front	Ventilated discs
	Rear	Solid discs
Diameter	Front	mm 326
	Rear	mm 303
TYRES & WHEELS		
Tyre size		215/55R18
Wheel size		18X7J

The details and specifications described are subject to change without notice and may vary according to locale. Please consult your local Mazda dealer for exact information.

MAZDA MX-30

EQUIPMENT

		Mazda MX-30
EXTERIOR		
Sunroof	Electric	•
Tyres & wheels	215/55R18 with 18 x 7J aluminum wheels, black Metallic + Machining	•
Front wipers	Intermittent, timing adjustable, with rain sensor	•
Headlamps	LED with Daytime running lamp	•
	Auto on/off	•
	Auto levelling	•
Rear combination lamp	LED type	•
Rear foglamp		•
Outer mirrors	Electric, turning lamp, auto fold, auto-dimming, memory function	•
INTERIOR		
Audio system	Mazda connect, 10.25-inch wide TFT color display	•
	Commander control	•
	BOSE® 12-speakers premium audio system	•
	Smartphone integration	•
Steering wheel	Leather, audio & bluetooth control switches	•
Active driving display		•
Meter set	Multi Dot Display	•
Front auto climatic control A/C		•
Power windows	One-touch down and up	•
Seat upholstery	Leatherette combi with fabric	•
Front seats	Driver: 8-way Power seat adjustment with memory	•
	Front passenger: 6-way Manual seat adjustment	•
Shift knob	Leather	•
Electric Parking Brake (EPB)	with Auto hold	•
Inner mirror (frameless)	Auto dimming	•

The details and specifications described are subject to change without notice and may vary according to locale. Please consult your local Mazda dealer for exact information.

MAZDA MX-30

EQUIPMENT

		Mazda MX-30
SAFETY - ACTIVE Standard		
Antilock Brake System (ABS) with Electronic Brakeforce Distribution (EBD) and Brake Assist (BA)		•
Dynamic Stability Control (DSC) and Traction Control System (TCS)		•
Hill Launch Assist (HLA)		•
Emergency Stop Signal (ESS)		•
Front & rear parking sensors		•
360° view monitor		•
Back-up monitor (w/ dynamic line)		•
Electric G-Vectoring Control Plus (e- GVC Plus)		•
SAFETY - PASSIVE Standard		
Airbags	Dual Front	•
	Curtain & side	•
	Knee (driver side)	•
High-mount stop lamp		•
Side-impact door beams		•
Ring structure unibody construction	SKYACTIV-BODY	•
SAFETY - i-ACTIVSENSE		
Front Cross Traffic Alert (FCTA)		•
Smart Brake Support (SBS) & Forward Obstruction Warning (FOW)		•
Smart Brake Support - Rear Crossing (SBS-RC)		•
Lane Departure Warning System (LDWS)		•
Lane-keep Assist System (LAS)		•
Driver Attention Alert (DAA)		•
Blind Spot Monitoring (BSM)		•
Rear Cross Traffic Alert (RCTA)		•
Mazda Radar Cruise Control (MRCC)		•
Traffic Jam Assist		•
SECURITY		
Power door locks with auto door lock system		•
Immobilizer & burglar alarm		•

The details and specifications described are subject to change without notice and may vary according to locale. Please consult your local Mazda dealer for exact information.



We believe that a vehicle has something more than just a mode of transportation or a lump of metal. Therefore, we continuously push ourselves in developing SKYACTIV's superior technology and KODO design to achieve this. This is marked by the essence of being one with the car typical of Mazda's Jinba-Ittai.

MYMAZDA WARRANTY & MYMAZDA SERVICE

- Increase driving confidence.
- All Mazda models come with a 5 years or 150,000 km vehicle warranty, whichever comes first, starting from the date of car delivery.
- Mazda BEV models come with a 8 years or 160,000 km high-voltage battery warranty, whichever comes first, starting from the date of car delivery.
- Mazda BEV models come with a 5 years or 100,000 km service and spare parts package, whichever comes first, starting from the date of car delivery.
- Guarantee of Mazda genuine parts.
- The Emergency Road Assistance (ERA) coverage in the JABODETABEK area is limited to 30 km from the incident location to the nearest authorized dealer. Any assistance required beyond this distance will incur additional costs, which will be the responsibility of the customer.
- The Mazda Owners Club (MOC) card offers special programs hosted by PT Eurokars Motor Indonesia.

BEV: Battery Electric Vehicle



SCAN TO DISCOVER MORE

PT EUOKARS MOTOR INDONESIA