



MAZDA CX-3

We believe in the power of human potential;
creativity, imagination and the amazing things
we're all capable of when we're inspired.

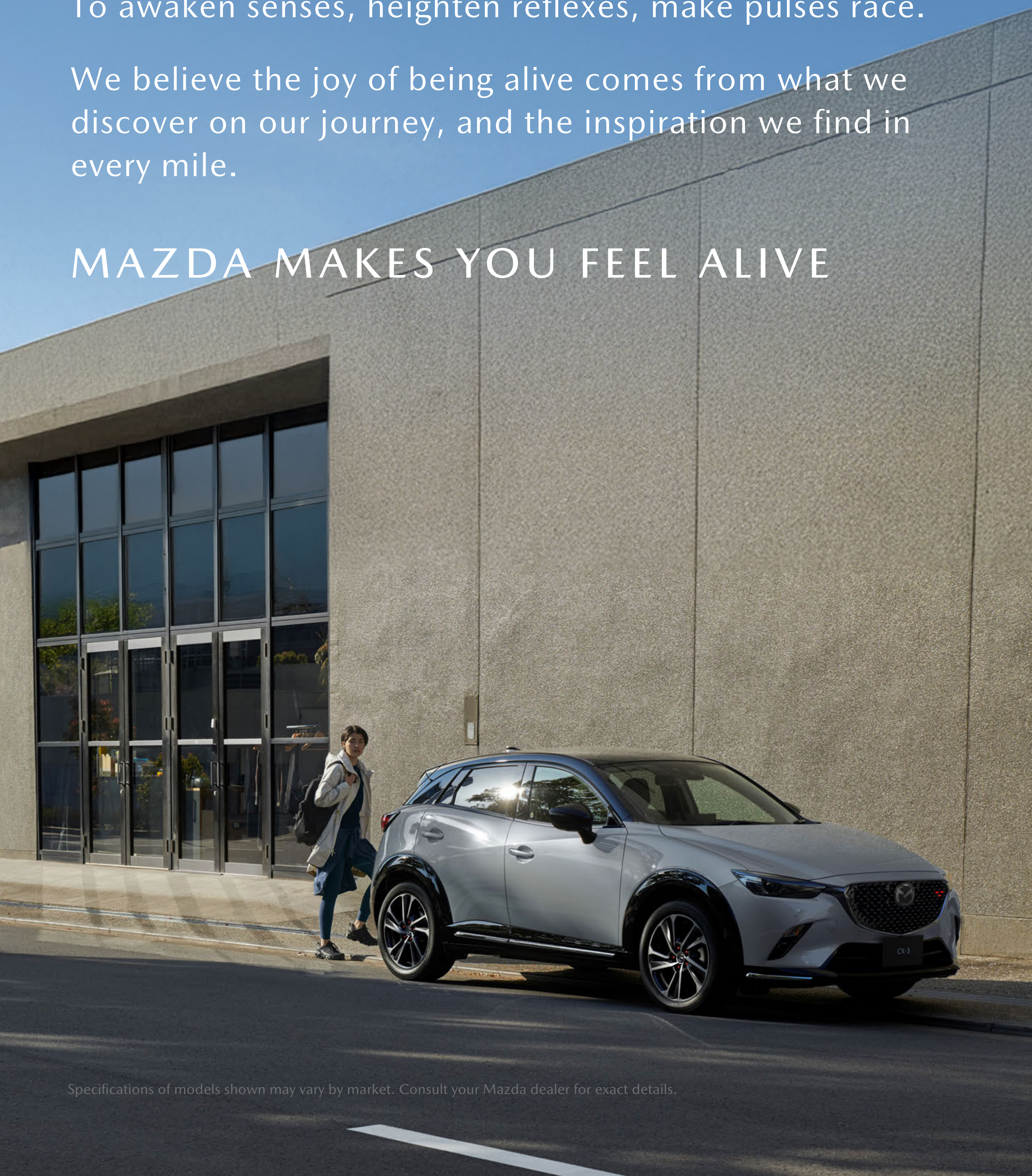
We believe in taking the unconventional road
and going the extra mile to do work that inspires.

We believe in artisans, designers, engineers and
ambassadors who pour human energy into their work.

We believe in the power of cars to move human emotions.
To awaken senses, heighten reflexes, make pulses race.

We believe the joy of being alive comes from what we
discover on our journey, and the inspiration we find in
every mile.

MAZDA MAKES YOU FEEL ALIVE



Specifications of models shown may vary by market. Consult your Mazda dealer for exact details.

DIGNITY EMOTIONALLY EXPRESSED

Bursting with the vitality of a free-spirited being, the exquisite Mazda CX-3 is more compelling than ever.

Mazda's Kodo — Soul of Motion design language endows it with new aesthetics, dignity and tension.

A renewed focus on traditional Japanese design stripped away embellishment to reveal a beautifully honed form that inspires observers and strengthens the bond between car and owner.

In Mazda CX-3, we take beauty and radical edginess to new heights that resonate with those seeking a vibrant life.





Specifications of models shown may vary by market. Consult your Mazda dealer for exact details.

HUMAN-CENTRIC ENGINEERING: THE KEY TO SATISFACTION

*“Creating a sense of harmony that turns every journey
into a natural extension of yourself.”*



Specifications of models shown may vary by market. Consult your Mazda dealer for exact details.



G-VECTURING CONTROL (GVC)

At Mazda, smooth transitions between braking, turning, and accelerating are key to the Jinba-ittai driving experience, where the car feels like part of the driver. This seamless coordination boosts control and confidence. G-Vectoring Control (GVC) enhances this by using the engine to subtly improve chassis performance. Based on Mazda's human-centered design, GVC smooths out G-force shifts, making every drive feel more natural, stable, and responsive.

GVC adjusts engine torque to make steering feel smoother and more natural. By shifting weight between the front and rear wheels, it improves grip, stability, and precision while keeping the ride comfortable. It works across various conditions, from daily driving to emergency maneuvers, and helps reduce steering corrections so the driver stays in control with less effort. The result is a more stable and enjoyable drive for everyone.

HUMAN-CENTRIC DESIGN: THE KEY TO COMMUNICATION

*“Feel more connected with elevated comfort for
a truly refined driving experience”*



Specifications of models shown may vary by market. Consult your Mazda dealer for exact details.



HUMAN-MACHINE INTERFACE (HMI)

Designed to keep you focused and comfortable by placing all controls, displays, and pedals naturally around the driver. Key driving info appears on a head-up display just below your line of sight, so you stay informed without looking away from the road. An 8-inch centre display handles entertainment, working as a touchscreen when the car is stationary. While driving, you use a rotary commander with shortcut buttons for easy control without needing to look, reducing distraction and keeping your posture steady.

MAZDA CONNECT

Mazda Connect keeps you connected on the road, offering a wide range of infotainment through your smartphone. You can access AM/FM radio, internet radio, streaming services, mobile audio, and make hands-free calls using voice commands.

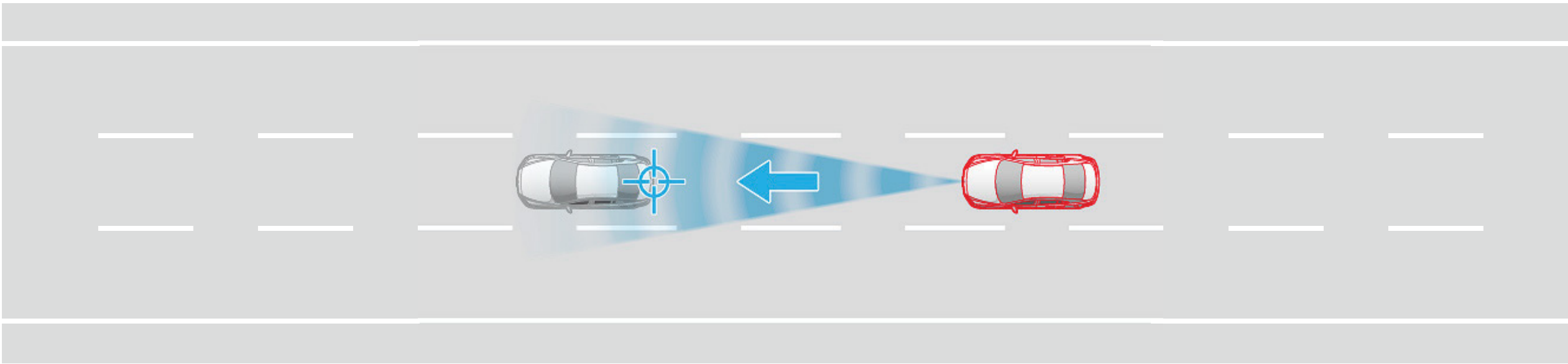
HUMAN-CENTRIC INNOVATION: THE KEY TO SAFER, MORE SECURED DRIVING

*“Safe decisions and timely actions lead to peace of mind,
no matter the road ahead.”*



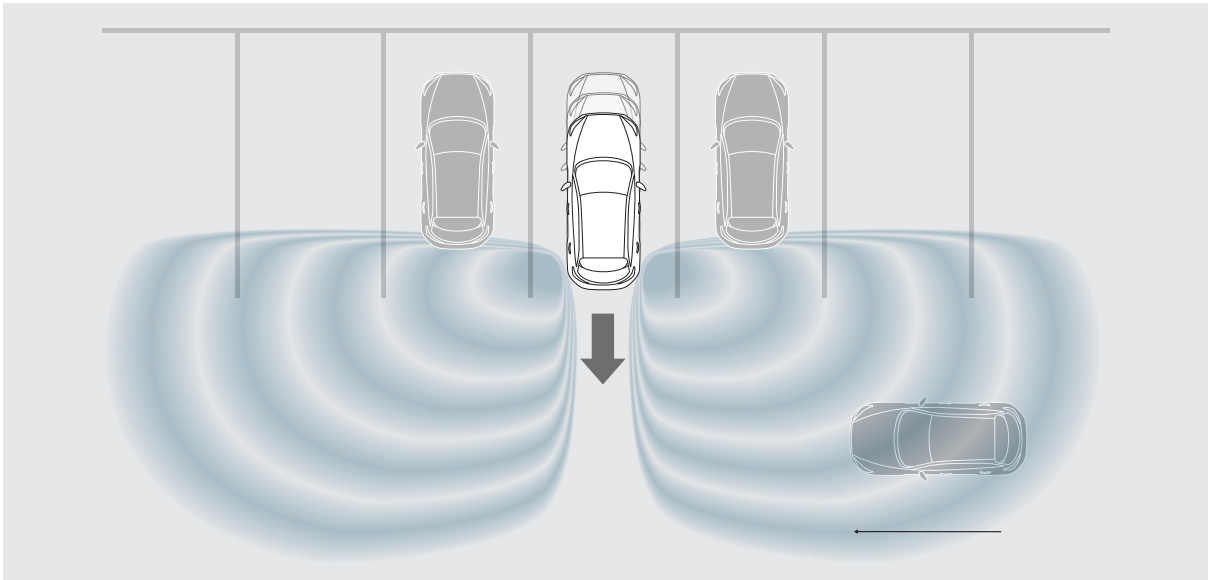
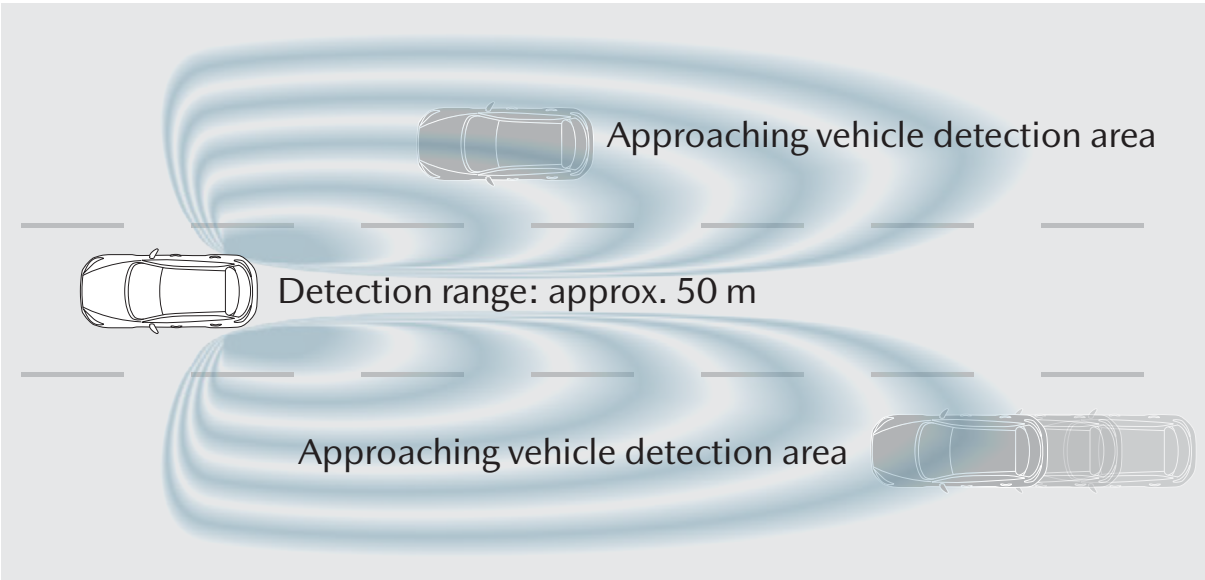
Specifications of models shown may vary by market. Consult your Mazda dealer for exact details.

i-ACTIVSENSE



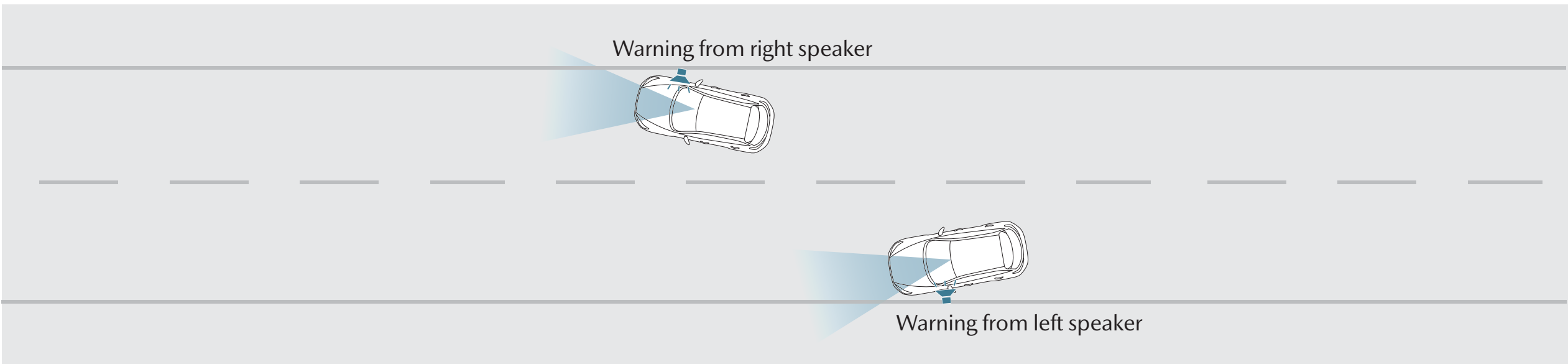
MAZDA RADAR CRUISE CONTROL (MRCC)

Mazda Radar Cruise Control (MRCC) uses a millimeter wave radar to judge the relative speed and distance to the car ahead and automatically controls vehicle speed. Working within a set speed range, MRCC automatically adjusts and maintains a safe following distance from the car in front, thus relieving some of the burden of the driver on long drives and on highways.



BLIND SPOT MONITORING (BSM) AND REAR CROSS TRAFFIC ALERT (RCTA)

BSM uses 24 GHz quasi-milliwave radar sensors to help detect vehicles in the blind spots behind and to the side: using a turn signal while BSM detects a vehicle triggers visual and audio warnings. RCTA uses the same sensors to alert the driver when it detects vehicles approaching from either side when reversing.

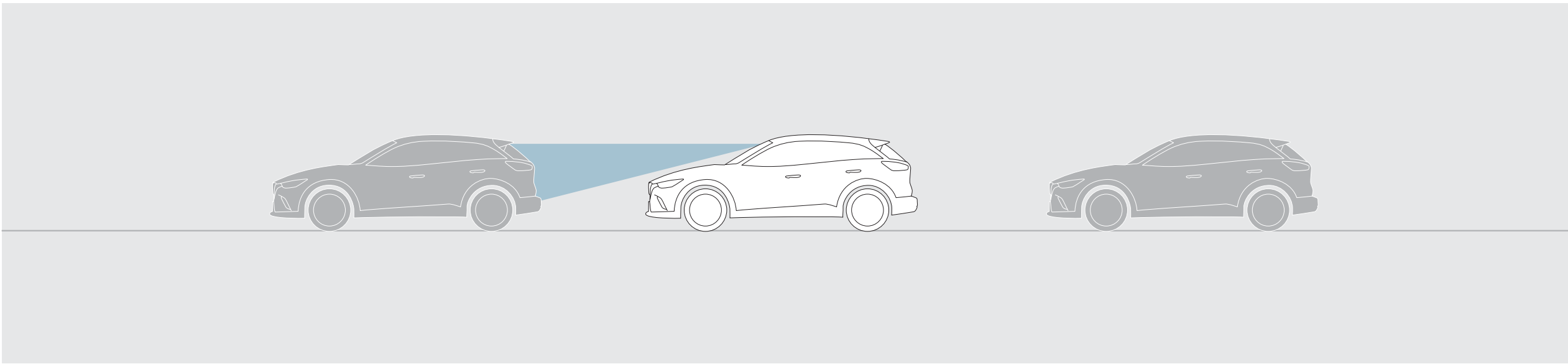


LANE DEPARTURE WARNING SYSTEM (LDWS)

LDWS senses lane markings on the road surface. When the system predicts departure from the lane it issues an audible warning similar to the noise a car makes when it runs onto a rumble strip to prompt timely steering corrections. The system assesses driver inputs such as the turn signals to weed out false alarms.

Note: i-Activsense supports safe driving, but it has limitations and doesn't replace the need for careful attention. The availability of safety features and equipment may vary by market. Consult your Mazda dealer for exact details.

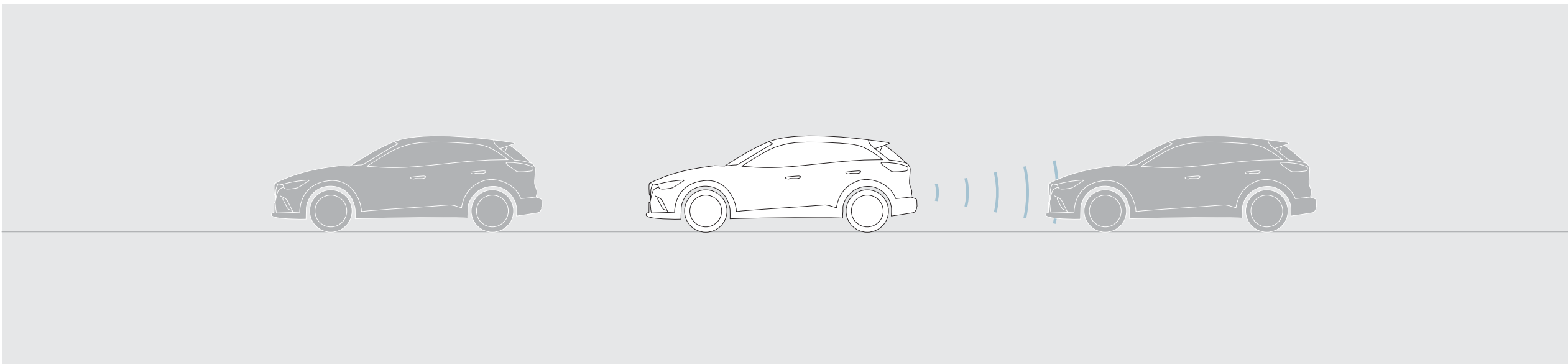
i-ACTIVSENSE



ADVANCED SMART CITY BRAKE SUPPORT (ADVANCED SCBS) WITH NIGHT-TIME PEDESTRIAN DETECTION FUNCTION

With its high-performance forward sensing camera, Advanced SCBS detects vehicles and pedestrians* in front of the vehicle and automatically applies the brakes to help avoid collisions and mitigate collision damage. The system detects vehicles at speeds between approximately 4 and 80 km/h and pedestrians at about 10 to 80 km/h, and is upgraded to detect pedestrians at night and operate effectively in a wider range of conditions.

*Detection of pedestrians and consequent automatic braking are not available in certain countries and regions.



SMART CITY BRAKE SUPPORT [REVERSE] (SCBS R)

Ultrasonic sensors mounted on the rear bumper allow SCBS R to detect vehicles and obstacles behind when reversing at speeds between approximately 2 and 8 km/h. If an object is detected, the system automatically applies the brakes to help mitigate collision damage.



Image shown is for illustration purposes only.

Note: i-Activsense supports safe driving, but it has limitations and doesn't replace the need for careful attention. The availability of safety features and equipment may vary by market. Consult your Mazda dealer for exact details.



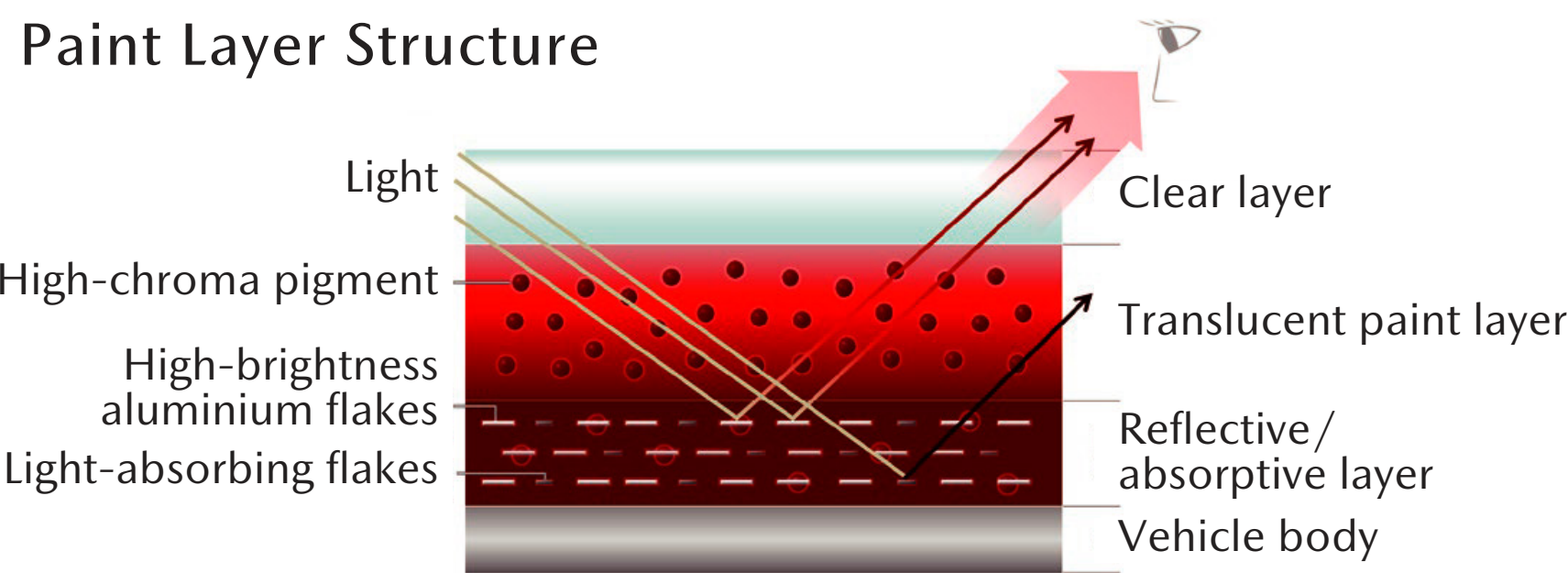
BODY COLOURS & SEAT MATERIALS

“Where precision meets artistry.”

Specifications of models shown may vary by market. Consult your Mazda dealer for exact details.

BODY COLOURS

Paint Layer Structure



TAKUMI-NURI


Mazda’s unique painting technology Takumi-nuri (takumi: artisan, nuri: painting), with its unprecedented combination of colour, highlights, shade, and depth, further emphasizes the sheer beauty and quality of the dynamic body shape.



Soul Red Crystal Metallic
(46V)*




Machine Grey Metallic
(46G)



Polymetal Grey Metallic
(47C)*




Aero Grey Metallic
(52C)*



Platinum Quartz Metallic
(47S)*



Snowflake White Pearl
Mica (25D)



Jet Black Mica
(41W)

*These body colours are also available as their two-tone paint variant, each matched with Black. (2.0 Pro AutoExe Grade Only)

SEAT MATERIALS



PRO AUTOEXE

Leather & Leatherette + Cloth, Black



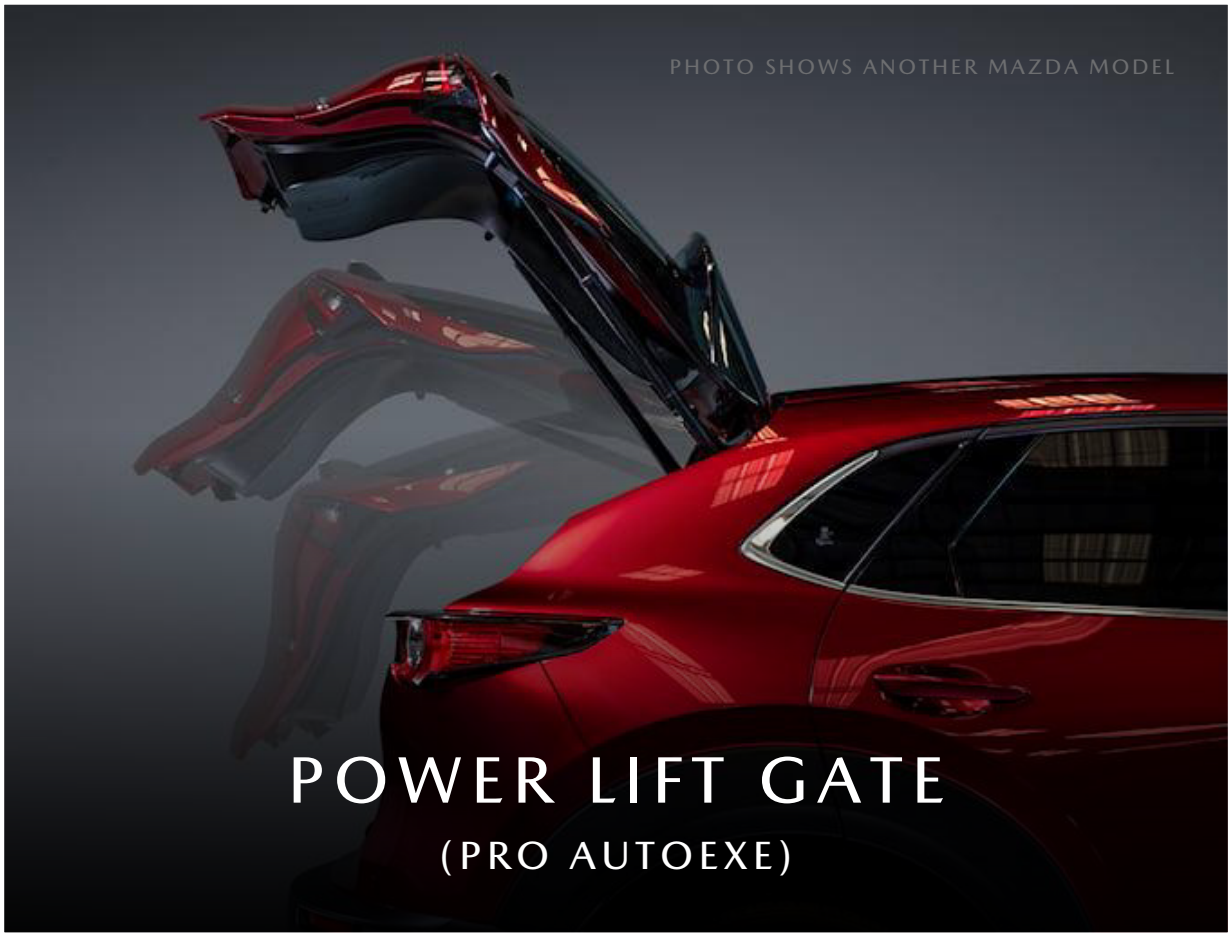
KURO

Leather, Black

Notes:

- The images in this catalogue may vary from the actual vehicle depending on the photography and printing conditions.
- Availability of exterior and interior colours varies according to region. Please consult your Mazda dealer for exact information.

EQUIPMENT



Notes:

- Availability of equipment/features varies according to country and model grade. Please consult your Mazda dealer for exact information.
- Details and specifications of exterior and interior designs of products shown in this catalogue vary by country and model grade. Please consult your Mazda dealer for exact information.



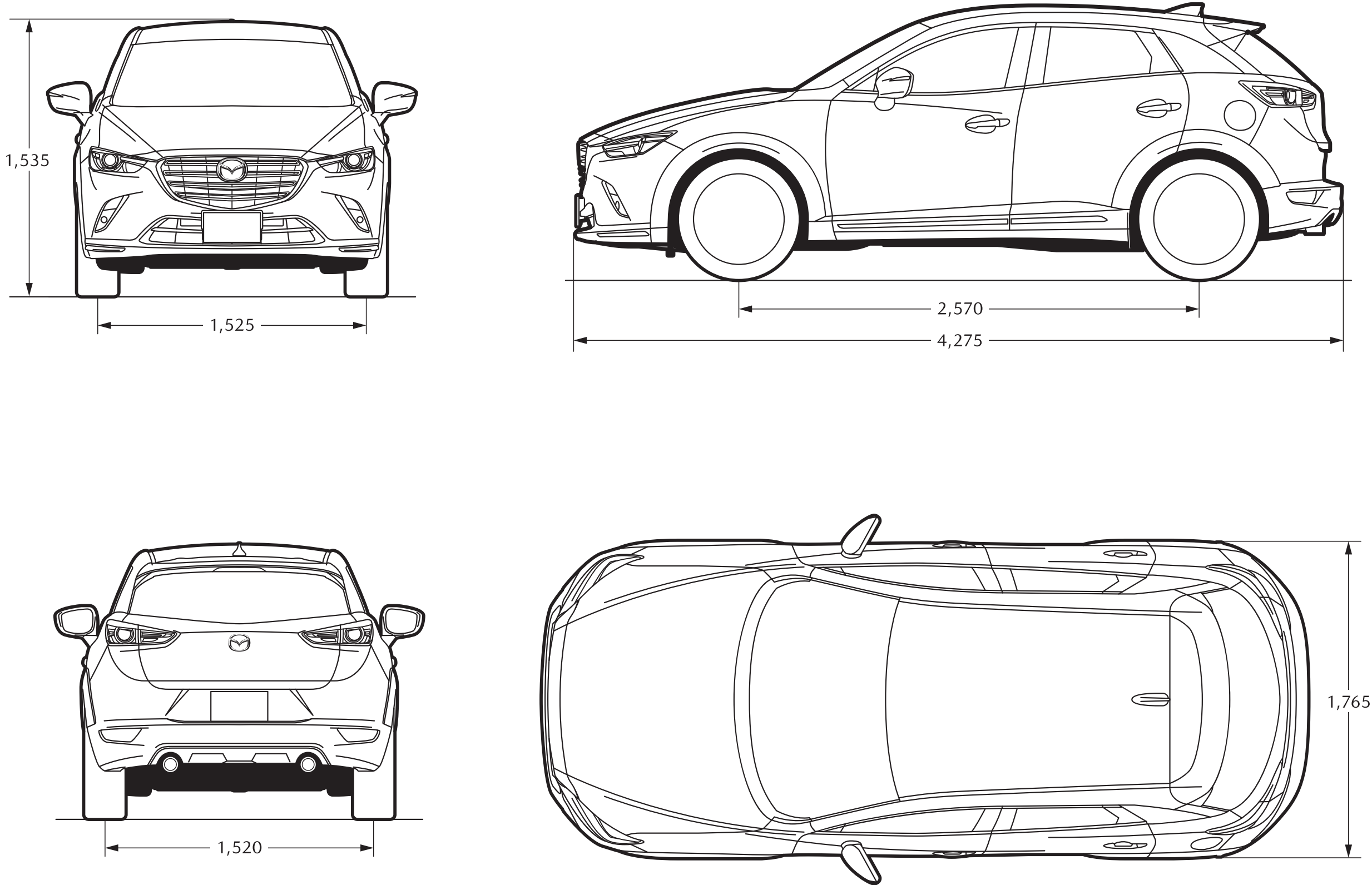
Notes:

- Availability of equipment/features varies according to country and model grade. Please consult your Mazda dealer for exact information.
- Details and specifications of exterior and interior designs of products shown in this catalogue vary by country and model grade. Please consult your Mazda dealer for exact information.

MAZDA CX-3

SPECIFICATIONS

Edition		KURO	PRO AUTOEXE
DIMENSIONS & WEIGHTS			
Overall length (without number-plate holder)		mm	4,275
Overall width		mm	1,765
Overall height	Laden (With shark fin anter	mm	1,535
Wheelbase		mm	2,570
Tread	Front	mm	1,525
	Rear	mm	1,520
Headroom	Front (With sunroof)	mm	954
	Rear	mm	944
Shoulder room	Front	mm	1,360
	Rear	mm	1,281
Legroom	Front	mm	1,058
	Rear	mm	888
Ground clearance	unladen	mm	155
Minimum turning radius		m	5.3
Curb weight		kg	1,2711,308



Unit: mm

Specifications described may vary by market. Consult your Mazda dealer for exact details.

MAZDA CX-3

SPECIFICATIONS

Edition		KURO	PRO AUTOEXE
ENGINE		SKYACTIV-G 1.5	SKYACTIV-G 2.0
Type		In-line, 4-cylinder DOHC 16 valve	
Displacement	cc	1,496	1,998
Bore x stroke	mm	74.5 x 85.8	83.5 x 91.2
Compression ratio		13.0 : 1	13.0 : 1
Maximum output	kW (ps)/rpm	82 (111) / 6,000	110 (149) / 6,000
Maximum torque	Nm/rpm	144 / 4,000	195 / 2,800
Recommended fuel type		Unleaded gasoline 91RON	
Fuel tank capacity	L	48	
DRIVETRAIN			
Transmission type		6-speed automatic	
Gear ratios	1st	3,529	3,552
	2nd	2,025	2,022
	3rd	1,348	1,452
	4th	1,000	1,000
	5th	0,742	0,708
	6th	0,594	0,599
	Reverse	2,994	3,893
Final gear ratio		4,605	4,325
STEERING			
Type		Rack and pinion	
Power steering type		Electric Power-Assisted Steering	
SUSPENSION			
Type	Front	MacPherson strut	
	Rear	Torsion beam axle	
BRAKES			
Type	Front	Ventilated discs	
	Rear	Solid discs	
Diameter	Front	mm	280
	Rear	mm	265
TYRES & WHEELS			
Tyre size		215/50R18	
Wheel size		18 x 7J	

Specifications described may vary by market. Consult your Mazda dealer for exact details.

MAZDA CX-3

EQUIPMENT

Edition		KURO	PRO AUTOEXE			
MECHANICAL						
i-stop idling stop system		•				
Electric parking brake		•				
EXTERIOR						
Tyres & wheels		215/50R18 with 18 x 7J aluminium wheels		Black metallic machined		
Radiator grille signature color		Bright		Black		
Radiator grille		New Design		•		
Body cladding		Gloss black		•		
Roof color		Body color		Black		
Rear Upper Spoiler		-		•		
Rear Under Garnish		-		•		
Door mirror		Black				
Headlamps	LED type, with automatic levelling		•			
	Daytime running lamp		•			
	Automatic on/off function		•			
Radio antenna		Shark fin type		•		
Outer mirrors		Electric, power fold (Auto) , side turning lamp		•		
Power Liftgate		-		•		
Electric glass sunroof		•				
AutoExe Part	Strut Bar		-		•	
	Floor Cross Bar		-		•	
	Lower Arm Bar		-		•	
	Wheel Nut		-		•	
	Air Filter		-		•	
	Muffler		-		•	
INTERIOR						
Steering wheel	Leather with audio control		•		-	
	Nappa Leather with audio control (AutoExe)		-		•	
	With automatic transmission paddle shift switches		•			
	Tilt and telescopic		•			
Shift knob		Leather		AutoExe		
Sport Pedals		-		•		
Meter set		with Multi Information Display		•		
Bluetooth® hands-free system		•				
Audio system	Mazda Connect		•			
	AM/FM radio		•			
	Commander control		•			
	8-inch center display, 6 speakers (JBL)		•			
Smartphone Integration		•				
Wireless Smartphone Charger (Qi)		•				
Active driving display (HUD)		•				
Air conditioner		Automatic		•		


Specifications described may vary by market. Consult your Mazda dealer for exact details.

MAZDA CX-3

EQUIPMENT

Edition	KURO	PRO AUTOEXE
CONVENIENCE		
Seat material	Leather	•
Seat Adjustment	Manual	Electric
Rear seats	60:40-split fold-down mechanism	•
	Center armrest with cupholders	•
Front wipers	Intermittent - Timing adjustable with rain sensor	•
Rear wiper	Equipped with washer	•
Auto headlamp on/off		•
Interior mirror - Auto dimming		•
Smart keyless entry system		•
SAFETY - ACTIVE Standard		
Antilock Brake system (ABS) with Electronic Brakeforce Distribution (EBD) and Brake Assist (BA)		•
Dynamic Stability Control (DSC) and Traction Control System (TCS)		•
Hill Launch Assist (HLA)		•
Emergency Stop Signal (ESS)		•
G-Vectoring Control (GVC)		•
Rear parking sensors	Corner & Center	•
Front parking sensors		•
Rear view monitor		•
SAFETY - PASSIVE Standard		
Airbags	Dual Front	•
	Curtain & side	•
ISOFIX child-seat anchors	For rear seats	•
High-mount stop lamp		•
Side-impact door beams		•
Collapsible steering shaft & injury-minimizing brake pedal		•
Neck injury mitigation front seats		•
Ring Structure unibody construction	SKYACTIV-BODY	•
SAFETY - i-ACTIVSENSE		
Blind spot monitoring (BSM)		•
Rear cross traffic alert (RCTA)		•
Mazda radar cruise control (MRCC)		•
Lane departure warning system (LDWS)		•
Smart brake support (SBS)		•
Smart city brake support (SCBS) - Forward & Reverse		•
Pedestrian brake - Forward		•
Driver attention alert (DAA)		•
SECURITY		
Power door locks with customizable auto door lock system		•
Immobilizer & burglar alarm		•

Specifications described may vary by market. Consult your Mazda dealer for exact details.



We believe that a vehicle has something more than just a mode of transportation or a lump of metal. Therefore, we continuously push ourselves in developing SKYACTIV's superior technology and KODO design to achieve this. This is marked by the essence of being one with the car typical of Mazda's Jinba-Ittai.

MYMAZDA WARRANTY & MYMAZDA SERVICE

- Increase driving confidence.
- All Mazda models come with a 5 years or 150,000 km vehicle warranty, whichever comes first, starting from the date of car delivery.
- Mazda ICE models come with a 3 years or 60,000 km service and spare parts package, whichever comes first, starting from the date of car delivery.
- Guarantee of Mazda genuine parts.
- The Emergency Road Assistance (ERA) coverage in the JABODETABEK area is limited to 30 km from the incident location to the nearest authorized dealer. Any assistance required beyond this distance will incur additional costs, which will be the responsibility of the customer.
- The Mazda Owners Club (MOC) card offers special programs hosted by PT Eurokars Motor Indonesia.

ICE: Internal Combustion Engine



DISCOVER MORE

